



913

SISTEMA DE MULTICONMUTADORES
MULTISWITCH SYSTEM
MULTISWITCH SISTEMI
SYSTÈME MULTICOMMUTATEUR



CÓDIGO-CODE-CODE		9130318		9130319		9130320	
MODELO-MODEL-MODELE		MB-1708		MB-1712		MB-1716	
Entradas/salidas/derivaciones Inputs/outputs/taps Giriş/çıkış/yan çıkış Entrées/sorties/dérivations		17/0/8		17/0/12		17/0/16	
Rango de frecuencia Frequency range Frekans Gamme de fréquences	Band	TV	SAT	TV	SAT	TV	SAT
	MHz	47-862	950-2150	47-862	950-2150	47-862	950-2150
Atenuación de derivación Tap loss Yan çıkış kaybı Atténuation de dérivation	dB ±TOL	0 ±2,0	0 ±2,0	1 ±2,0	1 ±2,0	1 ±2,0	1 ±2,0
Nivel de salida Output level Çıkış seviyesi Niveau de sortie	dBµV	99 (DIN 45004B)	100 (IMD ₃ -35 dB) 90 (IMD ₂ -35 dB)	96 (DIN 45004B)	100 (IMD ₃ -35 dB) 90 (IMD ₂ -35 dB)	96 (DIN 45004B)	100 (IMD ₃ -35 dB) 90 (IMD ₂ -35 dB)
Ecualización de derivación Tap equalization Yan çıkış eğimi Egalisation de dérivation	dB	3	3	2	3	2	3
Rechazo entre bandas Rejection between bands Girişler arası izolasyon Rejection entre bandes	dB	>25 TV/SAT >65 SAT/TV					
Desacoplo entre usuarios Isolation between users Yan çıkışlar arası izolasyon Découplage entre utilisateurs	dB	>25 TV >30 SAT					
Desacoplo de conmutación Isolation of switching Anatharma Découplage de commutation	dB	>30 SAT/SAT					
Conmutación de las salidas Switching the outputs Uydu seçimi Commutation des sorties		DiSEqC 2.0 13V≐ /18V≐ 0/22 KHz					
Alimentación de las LNB Power supply of the LNB LNB beslemesi Alimentation des LNB		2000mA / 16V≐					
Consumo desde el receptor Consumption from the receiver Uydu alıcısından çekilen akım Consomation du récepteur	mA	42 ±2 (13/18V≐)					

IMD₃-35 dB: 3 unequal carriers, EN 60728-5IMD₂-35 dB: 2 equal carriers, EN 60728-5

Data published in compliance with the definitions and measurement methods of the following standards: EN 60728-3, EN-60728-4 and EN 60728-5

CÓDIGO-CODE-CODE		9130321		9130322		9130323		9130324	
MODELO-MODEL-MODELE		MB-1720		MB-1724		MB-1732		MB-1750	
Entradas/salidas/derivaciones Inputs/outputs/taps Giriş/çıkış/yan çıkış Entrées/sorties/dérivations		17/0/20		17/0/24		17/0/32		17/0/50	
Rango de frecuencia Frequency range Frekans Gamme de fréquences	Band	TV	SAT	TV	SAT	TV	SAT	TV	SAT
	MHz	47-862	950-2150	47-862	950-2150	47-862	950-2150	47-862	950-2150
Atenuación de derivación Tap loss Yan çıkış kaybı Atténuation de dérivation	dB ±TOL	2 ±2,0	2 ±2,0	2 ±2,0	2 ±2,0	5 ±2,0	6 ±2,0	5 ±2,0	6 ±2,0
Nivel de salida Output level Çıkış seviyesi Niveau de sortie	dBµV	95 (DIN 45004B)	100 (IMD ₃ -35 dB) 90 (IMD ₂ -35 dB)	95 (DIN 45004B)	100 (IMD ₃ -35 dB) 90 (IMD ₂ -35 dB)	95 (DIN 45004B)	100 (IMD ₃ -35 dB) 90 (IMD ₂ -35 dB)	95 (DIN 45004B)	100 (IMD ₃ -35 dB) 90 (IMD ₂ -35 dB)
Ecuilización de derivación Tap equalization Yan çıkış eğimi Egalisation de dérivation	dB	1	2	1	2	1	2	1	2
Rechazo entre bandas Rejection between bands Girişler arası izolasyon Rejection entre bandes	dB	>25 TV/SAT >65 SAT/TV							
Desacoplo entre usuarios Isolation between users Yan çıkışlar arası izolasyon Découplage entre utilisateurs	dB	>25 TV >30 SAT							
Desacoplo de conmutación Isolation of switching Anatharma Découplage de commutation	dB	>30 SAT/SAT							
Conmutación de las salidas Switching the outputs Uydu seçimi Commutation des sorties		DiSEqC 2.0 13V≐ /18V≐ 0/22 KHz							
Alimentación de las LNB Power supply of the LNB LNB beslemesi Alimentation des LNB		2000mA / 16V≐							
Consumo desde el receptor Consumption from the receiver Uydu alıcısından çekilen akım Consomation du récepteur	mA	42 ±2 (13/18V≐)							

IMD₃-35 dB: 3 unequal carriers, EN 60728-5IMD₂-35 dB: 2 equal carriers, EN 60728-5

Data published in compliance with the definitions and measurement methods of the following standards: EN 60728-3, EN-60728-4 and EN 60728-5

CÓDIGO-CODE-CODE		9130342		9130343		9130344	
MODELO-MODEL-MODELE		ML-1708		ML-1712		ML-1716	
Entradas/salidas/derivaciones Inputs/outputs/taps Giriş/çıkış/yan çıkış Entrées/sorties/dérivations		17/17/08		17/17/12		17/17/16	
Rango de frecuencia Frequency range Frekans Gamme de fréquences	Band	TV	SAT	TV	SAT	TV	SAT
	MHz	47-862	950-2150	47-862	950-2150	47-862	950-2150
Atenuación de derivación Tap loss Yan çıkış kaybı Atténuation de dérivation	dB ±TOL	2 ±2,0	0 ±2,0	4 ±2,0	1 ±2,0	4 ±2,0	1 ±2,0
Nivel de salida Output level Çıkış seviyesi Niveau de sortie	dBµV	99 (DIN 45004B)	100 (IMD ₃ -35 dB) 90 (IMD ₂ -35 dB)	96 (DIN 45004B)	100 (IMD ₃ -35 dB) 90 (IMD ₂ -35 dB)	96 (DIN 45004B)	100 (IMD ₃ -35 dB) 90 (IMD ₂ -35 dB)
Ecualización de derivación Tap equalization Yan çıkış eğimi Egalisation de dérivation	dB	3	3	2	3	2	3
Atenuación de paso Through loss Geçiş kaybı Atténuation de passage	dB ±TOL	4,5 ±1,0	2,0 ±1,0	4,5 ±1,0	3,0 ±1,0	4,5 ±1,0	4,0 ±1,0
Rechazo entre bandas Rejection between bands Girişler arası izolasyon Rejection entre bandes	dB	>25 TV/SAT >65 SAT/TV					
Desacoplo entre usuarios Isolation between users Yan çıkışlar arası izolasyon Découplage entre utilisateurs	dB	>25 TV >30 SAT					
Desacoplo de conmutación Isolation of switching Anatharma Découplage de commutation	dB	>30 SAT/SAT					
Conmutación de las salidas Switching the outputs Uydu seçimi Commutation des sorties		DiSEqC 2.0 13V= /18V= 0/22 KHz					
Alimentación de las LNB Power supply of the LNB LNB beslemesi Alimentation des LNB		2000mA / 16V=					
Consumo desde el receptor Consumption from the receiver Uydu alıcısından çekilen akım Consomation du récepteur	mA	42 ±2 (13/18V=)					

IMD₃-35 dB: 3 unequal carriers, EN 60728-5

IMD₂-35 dB: 2 equal carriers, EN 60728-5

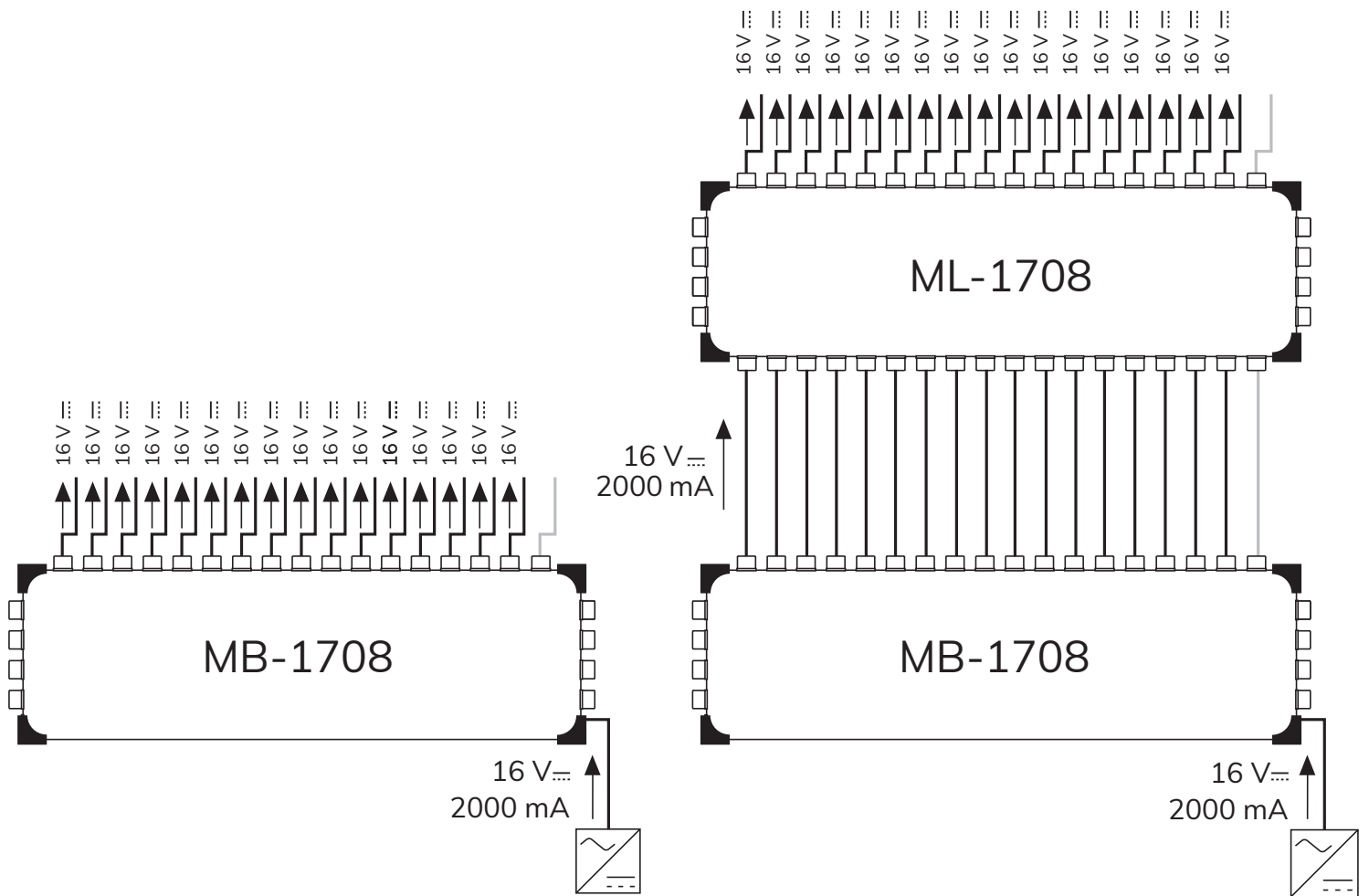
Data published in compliance with the definitions and measurement methods of the following standards: EN 60728-3, EN-60728-4 and EN 60728-5

CÓDIGO-CODE-CODE		9130345		9130346		9130347	
MODELO-MODEL-MODELE		ML-1720		ML-1724		ML-1732	
Entradas/salidas/derivaciones Inputs/outputs/taps Giriş/çıkış/yan çıkış Entrées/sorties/dérivations		17/17/20		17/17/24		17/17/32	
Rango de frecuencia Frequency range Frekans Gamme de fréquences	Band	TV	SAT	TV	SAT	TV	SAT
	MHz	47-862	950-2150	47-862	950-2150	47-862	950-2150
Atenuación de derivación Tap loss Yan çıkış kaybı Atténuation de dérivation	dB ±TOL	6 ±2,0	2 ±2,0	6 ±2,0	2 ±2,0	8 ±2,0	5 ±2,0
Nivel de salida Output level Çıkış seviyesi Niveau de sortie	dBµV	95 (DIN 45004B)	100 (IMD ₃ -35 dB) 90 (IMD ₂ -35 dB)	95 (DIN 45004B)	100 (IMD ₃ -35 dB) 90 (IMD ₂ -35 dB)	95 (DIN 45004B)	100 (IMD ₃ -35 dB) 90 (IMD ₂ -35 dB)
Ecualización de derivación Tap equalization Yan çıkış eğimi Egalisation de dérivation	dB	1	2	1	2	1	2
Atenuación de paso Through loss Geçiş kaybı Atténuation de passage	dB ±TOL	4,5 ±1,0	4,0 ±1,0	4,5 ±1,0	4,0 ±1,0	6,0 ±2,0	4,5 ±2,0
Rechazo entre bandas Rejection between bands Girişler arası izolasyon Rejection entre bandes	dB	>25 TV/SAT >65 SAT/TV					
Desacoplo entre usuarios Isolation between users Yan çıkışlar arası izolasyon Découplage entre utilisateurs	dB	>25 TV >30 SAT					
Desacoplo de conmutación Isolation of switching Anatharma Découplage de commutation	dB	>30 SAT/SAT					
Conmutación de las salidas Switching the outputs Uydu seçimi Commutation des sorties		DiSEqC 2.0 13V= /18V= 0/22 KHz					
Alimentación de las LNB Power supply of the LNB LNB beslemesi Alimentation des LNB		2000mA / 16V=					
Consumo desde el receptor Consumption from the receiver Uydu alıcısından çekilen akım Consomation du récepteur	mA	42 ±2 (13/18V=)					

IMD₃-35 dB: 3 unequal carriers, EN 60728-5IMD₂-35 dB: 2 equal carriers, EN 60728-5

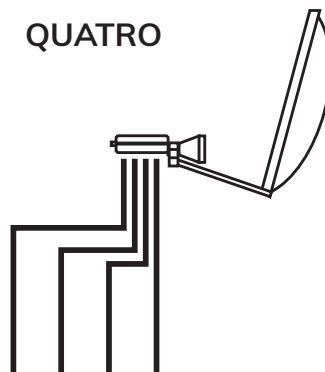
Data published in compliance with the definitions and measurement methods of the following standards: EN 60728-3, EN-60728-4 and EN 60728-5

CÓMO ALIMENTAR LOS MULTISWITCHES
HOW TO FEED THE MULTISWITCH
MULTISWITCH BESLEMESİ
COMMENT ALIMENTER LE MULTICOMMUTATEUR



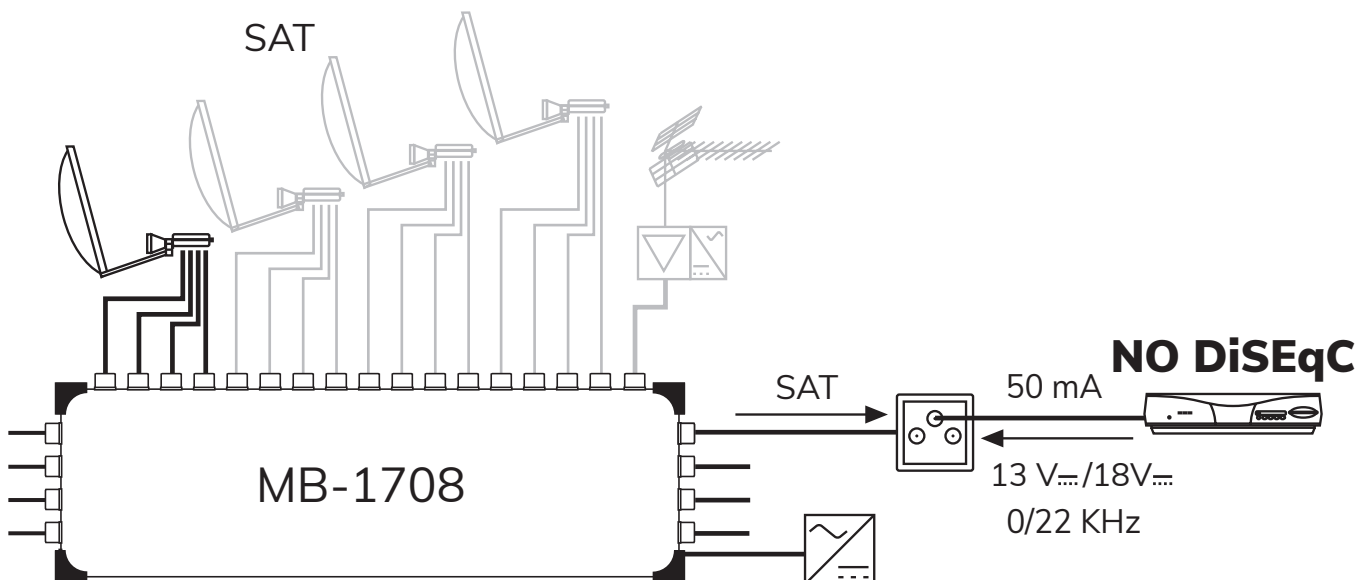
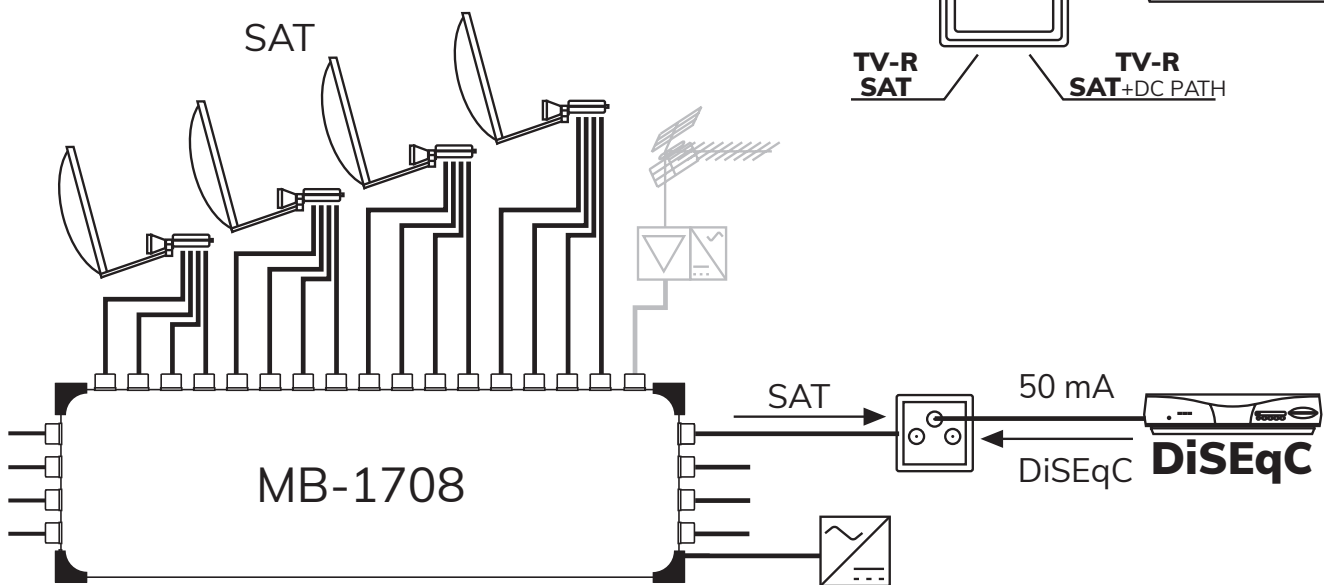
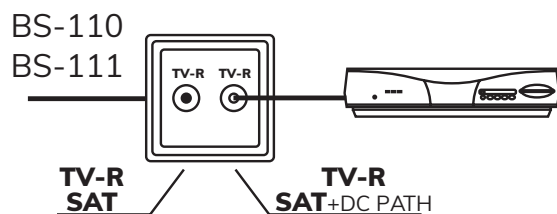
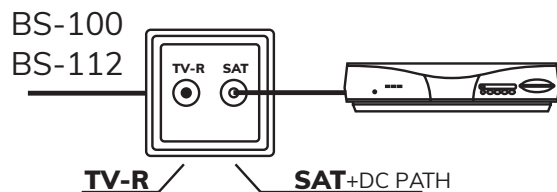
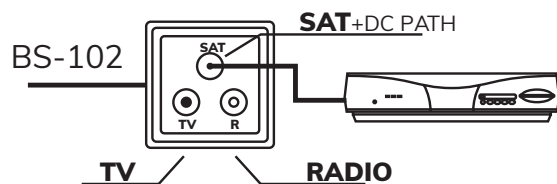
INSTALACIÓN DE LNBS
INSTALLING LNB
LNB KULLANIMI
INSTALLATION DES LNB

QUATRO

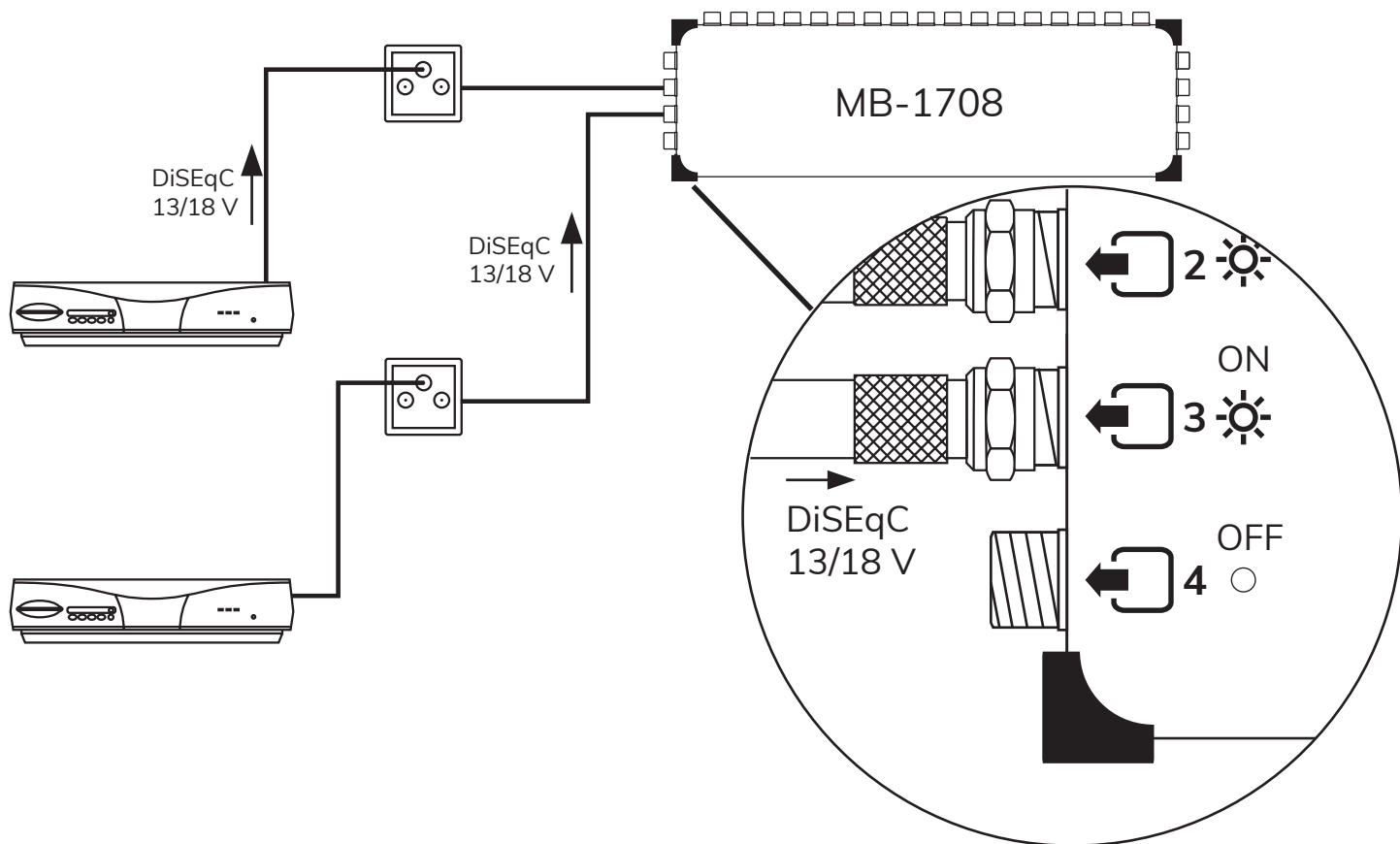


High Horizontal
High Vertical
Low Horizontal
Low Vertical

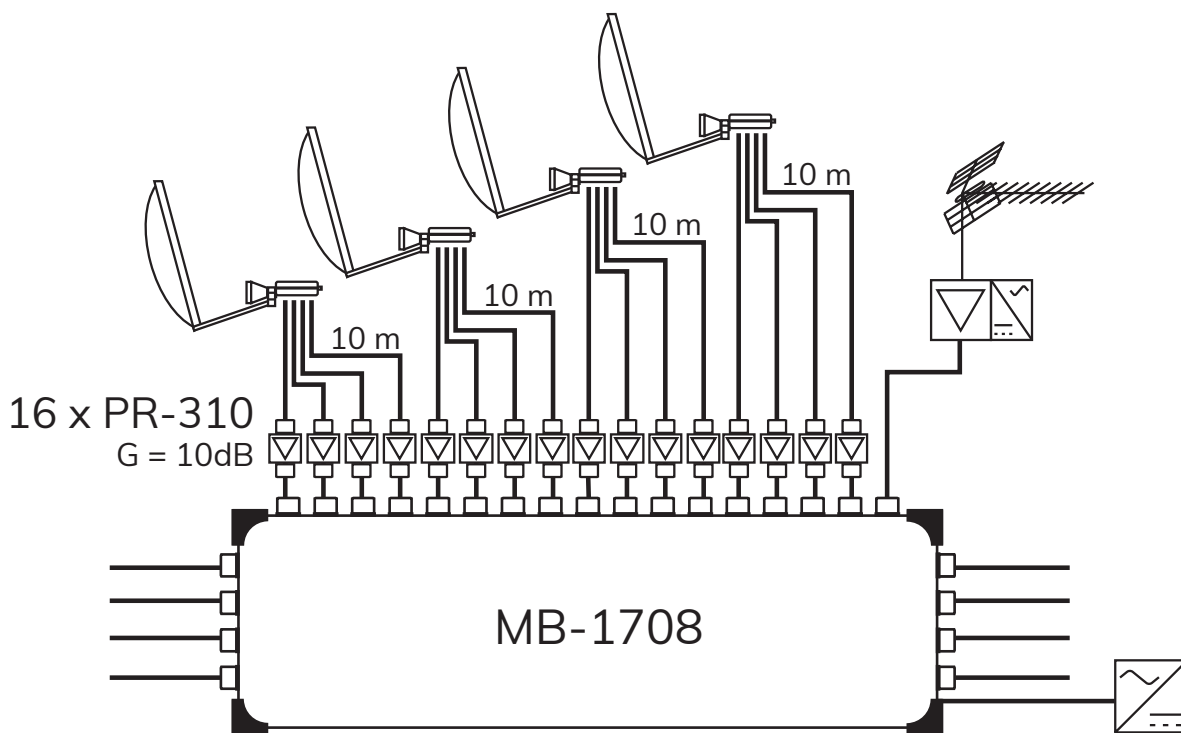
CONMUTACIÓN DE LAS SALIDAS
SWITCHING THE OUTPUTS
UYDU SECİMİ
COMMUTATION DES SORTIES



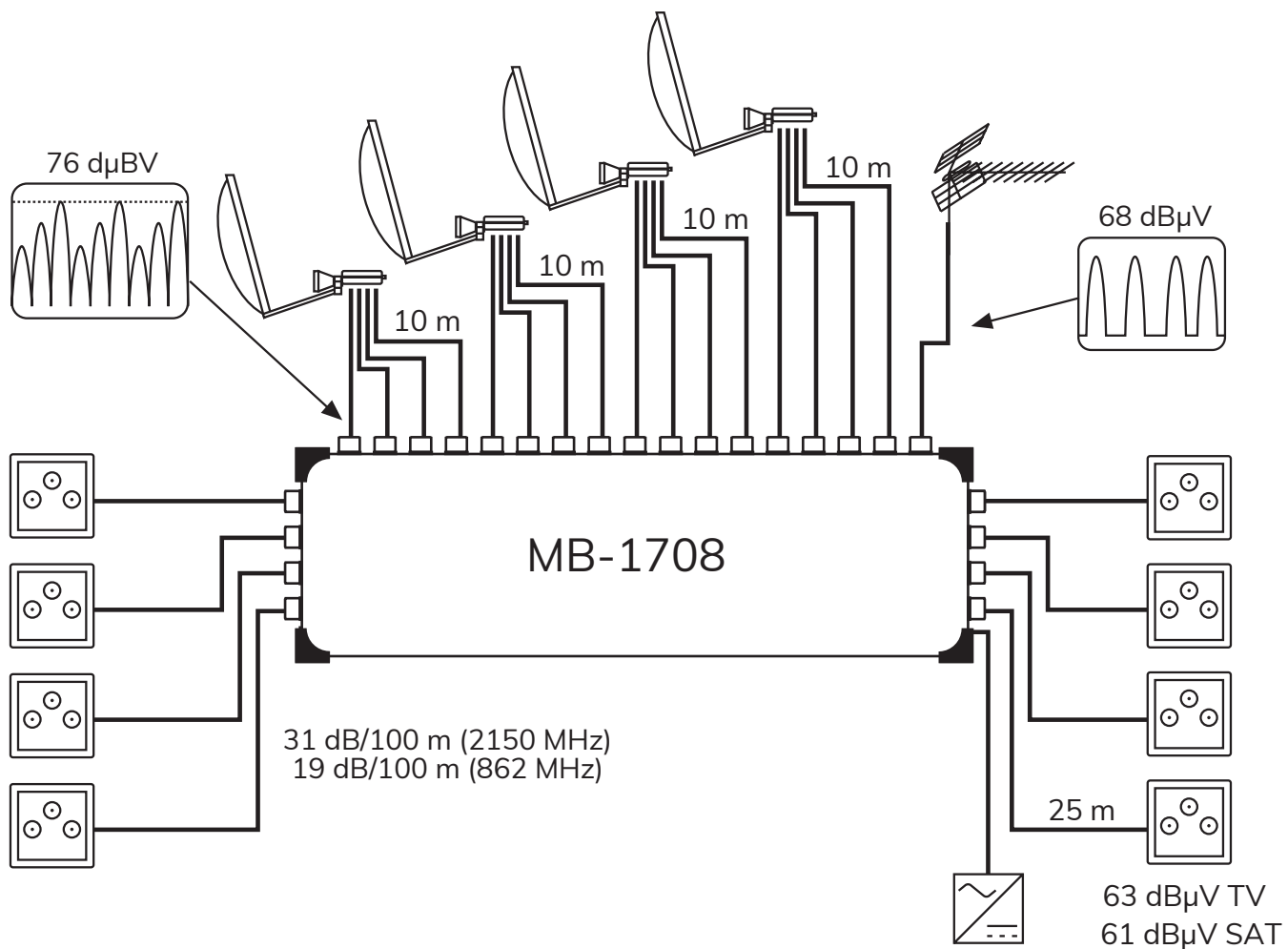
LED DE CONEXIÓN DE USUARIO
USER CONNECTION LED
ABONE BAĞLANTI LEDİ
LED DE CONNEXION DE L'UTILISATEUR



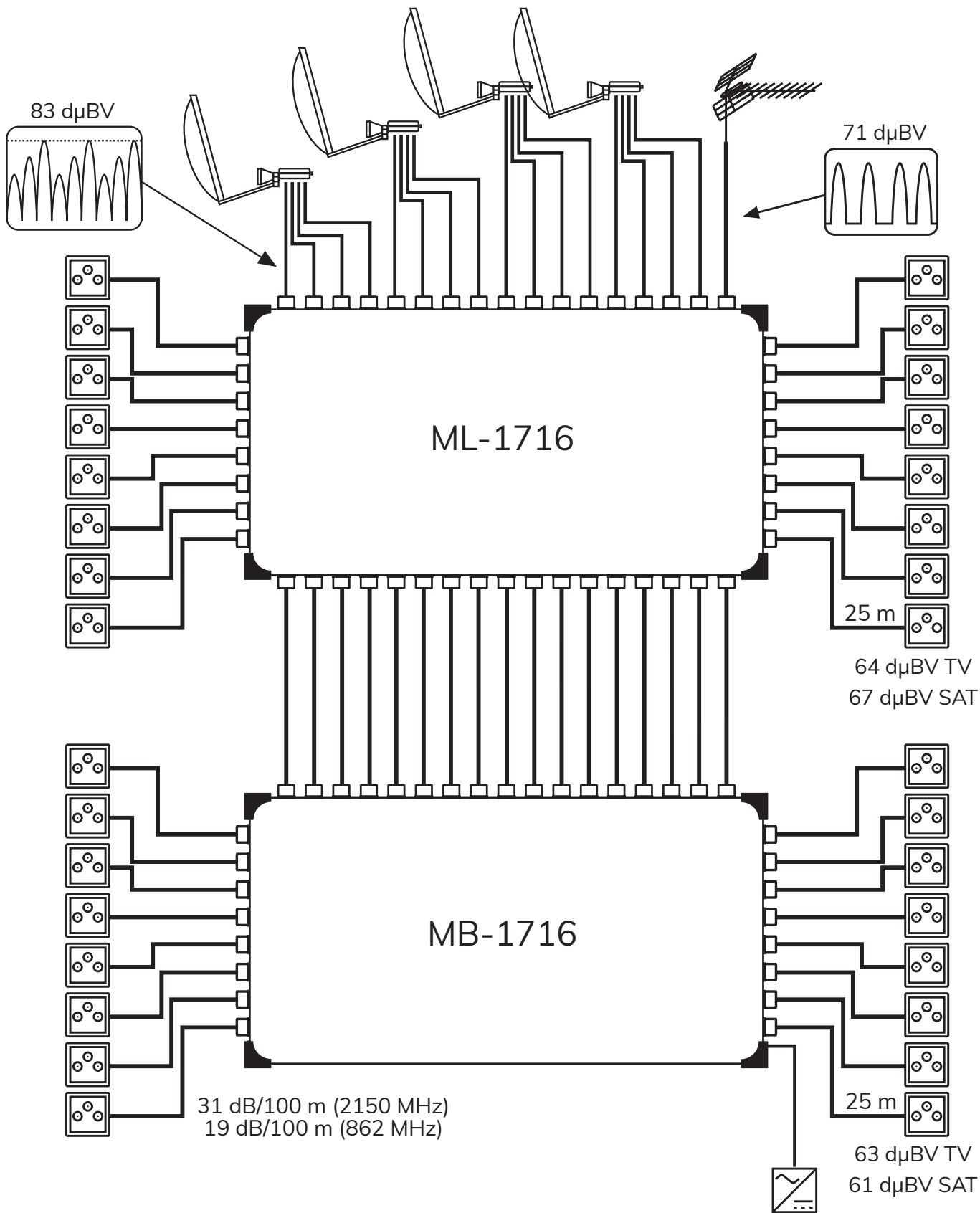
PREAMPLIFICACIÓN DE LA SEÑAL DE ANTENA
PREAMPLIFICATION OF THE ANTENNA SIGNAL
ÖN YÜKSELTİCİ BAĞLANTISI
PRE AMPLIFICATION DU SIGNAL D'ANTENNE



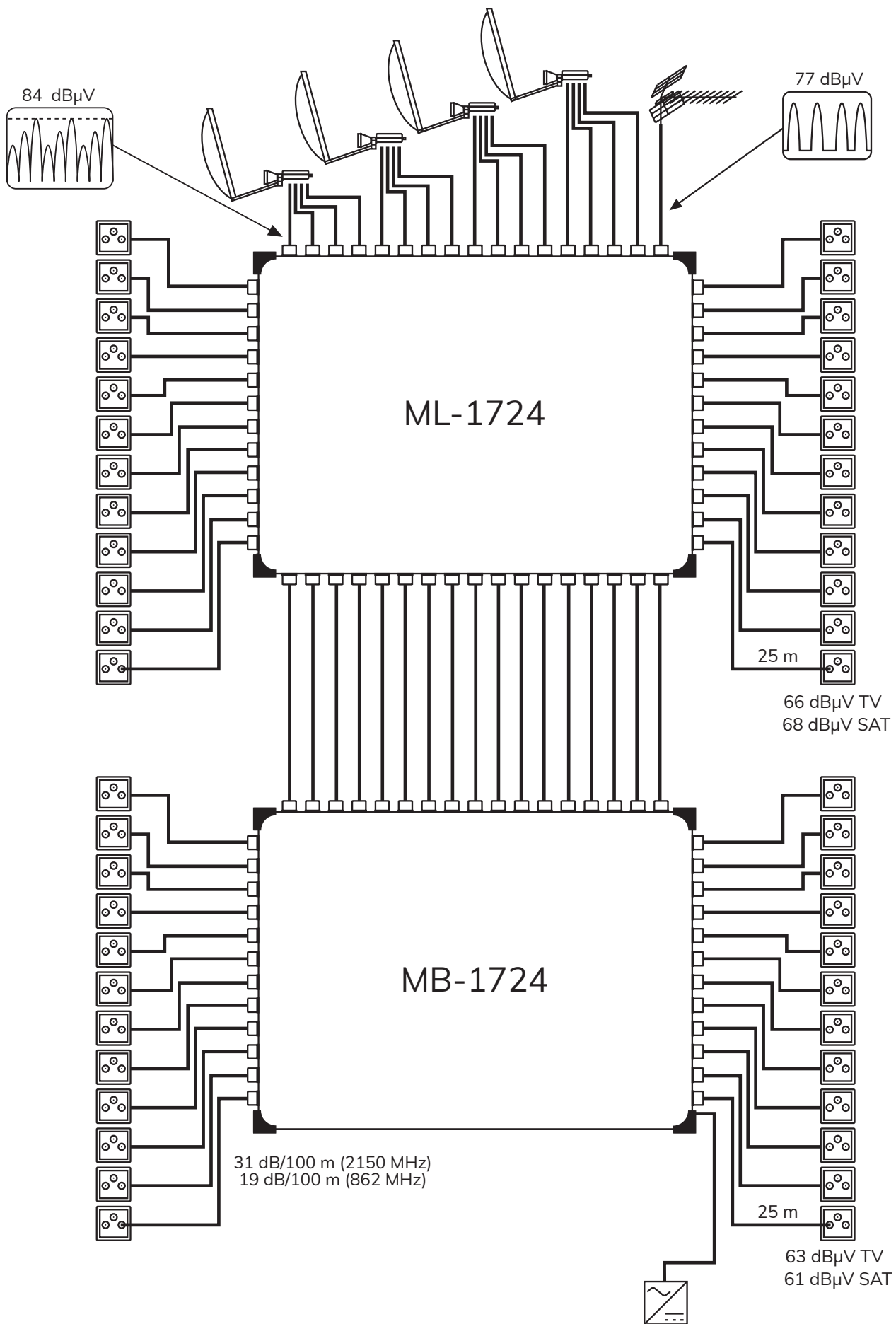
17 x 8



17 x 32



17 x 48



Instrucciones de seguridad

No exponga el alimentador a goteo o proyecciones de agua. No sitúe objetos llenos de líquido, como vasos, sobre el equipo. No sitúe fuentes de llama desnuda, tales como velas encendidas, sobre el equipo. No cubra las aberturas de ventilación del equipo con objetos, tales como periódicos, cortinas, etc. Instale el equipo dejando un espacio libre alrededor para disponer de una ventilación suficiente. Instale el equipo de modo que la clavija de red de alimentación o el conector del equipo sean fácilmente accesibles.

Safety Instructions

Do not place the power supply where water can drip or splash onto it. Do not place objects containing liquid, such as glasses, on the equipment. Do not place sources of naked flame, such as burning candles, on the equipment. Do not block the ventilation slots of the equipment with objects such as newspapers, curtains, etc. When installing the equipment, leave some free space around it to provide adequate ventilation. Install the equipment in such a way that the mains supply plug or the connector of the equipment can be easily reached.

Consignes de sécurité

N'exposez pas l'alimentation à des projections ou gouttes d'eau. Ne posez pas d'objets contenant du liquide, tels que des verres, sur l'équipement. Ne mettez pas de source de flamme, comme des bougies, sur l'équipement. Ne bouchez pas les ouvertures de ventilation de l'équipement avec des objets comme des journaux, des rideaux, etc. Installez l'équipement en laissant un espace libre tout autour de lui afin de permettre une ventilation suffisante. Installez l'équipement de telle sorte que la prise d'alimentation d'électricité ou le connecteur de l'équipement soit facilement accessible.

Especificaciones sujetas a modificación sin previo aviso. Las imágenes de este documento son puramente referenciales y pueden no coincidir con el producto.

Specifications subject to modifications without prior notice. The illustrations in this document are for reference only and may not correspond to the product in every detail.

Les spécifications sont soumises à de possible modifications sans avis préalable. Les images dans ce document sont pour référence uniquement et peuvent ne pas correspondre au produit.



www.alcadelectronics.com

ALCAD Electronics, S.L.

Pol. Ind. Arreche-Ugalde, 1
Apdo. 455 | 20305 IRUN - Spain
Tel. (+34) 943 63 96 60
info@alcad.net